

M12 SENSOR BASIC LINE



- *Diffuse proximity fixed at 10 cm and adjustable up to 30 cm*
- *1 m polarised retroreflex and 5 m through beam*
- *M12 connection and PNP output*
- *Sturdy metal housing with IP67 protection*

S12M SERIES

The **S12M** series includes a basic line of photoelectric sensors developed in the standard tubular M12 format.

The diffuse proximity is available in different versions: a 10 cm fixed operating distance model with visible red emission, or a model with trimmer adjustable distance from 0 to 30 cm and infrared emission.

The sensitivity adjustment trimmer and visible red emission characterise the 1 m polarised retroreflex models and the 5 m through beam models.

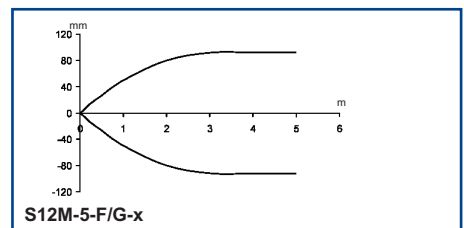
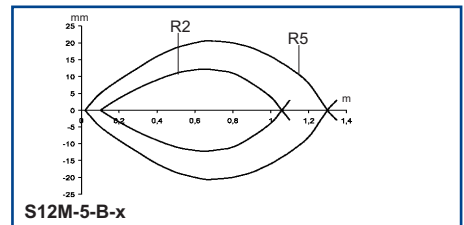
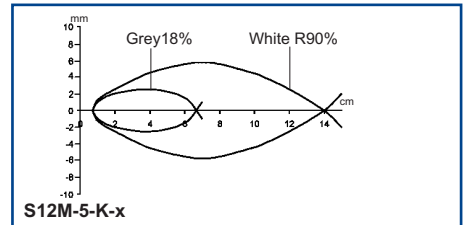
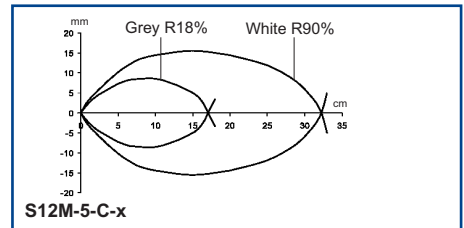
A yellow LED indicating the activation of the PNP output is present in all models.

The tubular metal housing includes the M12 connector inside one single block, guaranteeing reduced dimensions and the maximum protection degree.

TECHNICAL DATA

Power supply:	10 ... 30 Vdc, reverse polarity protection
Consumption:	20 mA max.
Light emission:	red LED 660nm (B, K, F/G vers.) infrared 880 nm (C vers.)
Diffuse proximity operating distance:	1 ... 30 cm (C vers.) 1 ... 10 cm (K vers.)
Polarised retroreflex operating distance: ..	0.1 ... 1 m (on R2)
Through beam operating distance:	0 ... 5 m
Setting:	sensitivity trimmer (B,C,F vers.)
Indicators:	yellow OUTPUT LED yellow POWER LED (G vers.)
Output type:	PNP, open collector
Saturation voltage:	1.6 V max.
Output current:	200 mA max., short-circuit protection
Response time:	2.5 ms max. 1 ms max. (F vers.)
Switching frequency:	150 Hz max. 500 Hz max. (F vers.)
Operating mode:	light (C,K vers.) dark (B vers.) dark/light (F vers.)
Connection:	4-pole M12 connector
Electrical protection:	class 1
Mechanical protection:	IP67
Housing material:	nickel-plated brass
Lens material:	PMMA plastic
Weight:	30 g max.
Operating temperature:	-15 ... +55°C
Storage temperature:	-25 ... +70°C
Reference standard:	EN 60947-5-2
Certifications:	CE

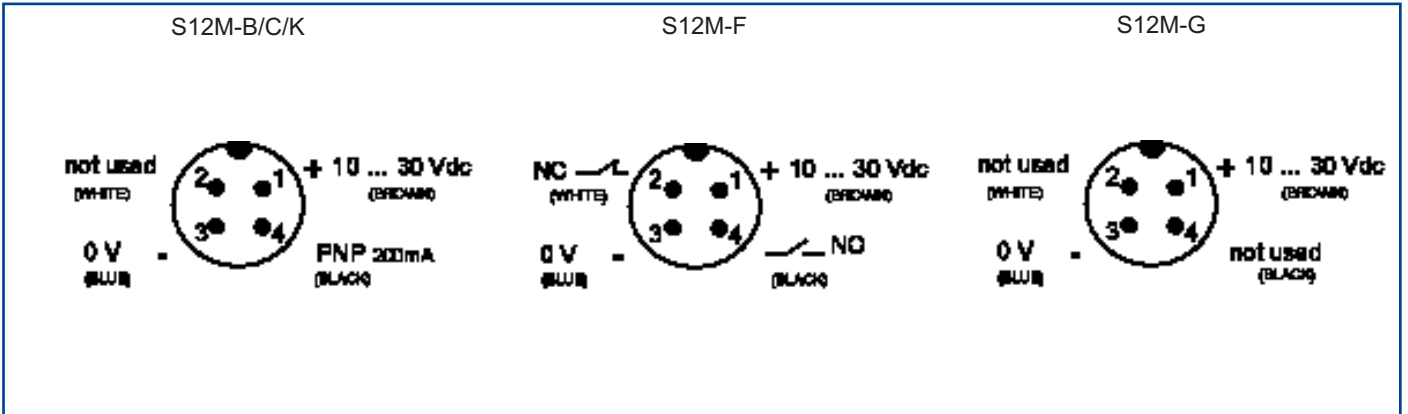
DETECTION DIAGRAMS



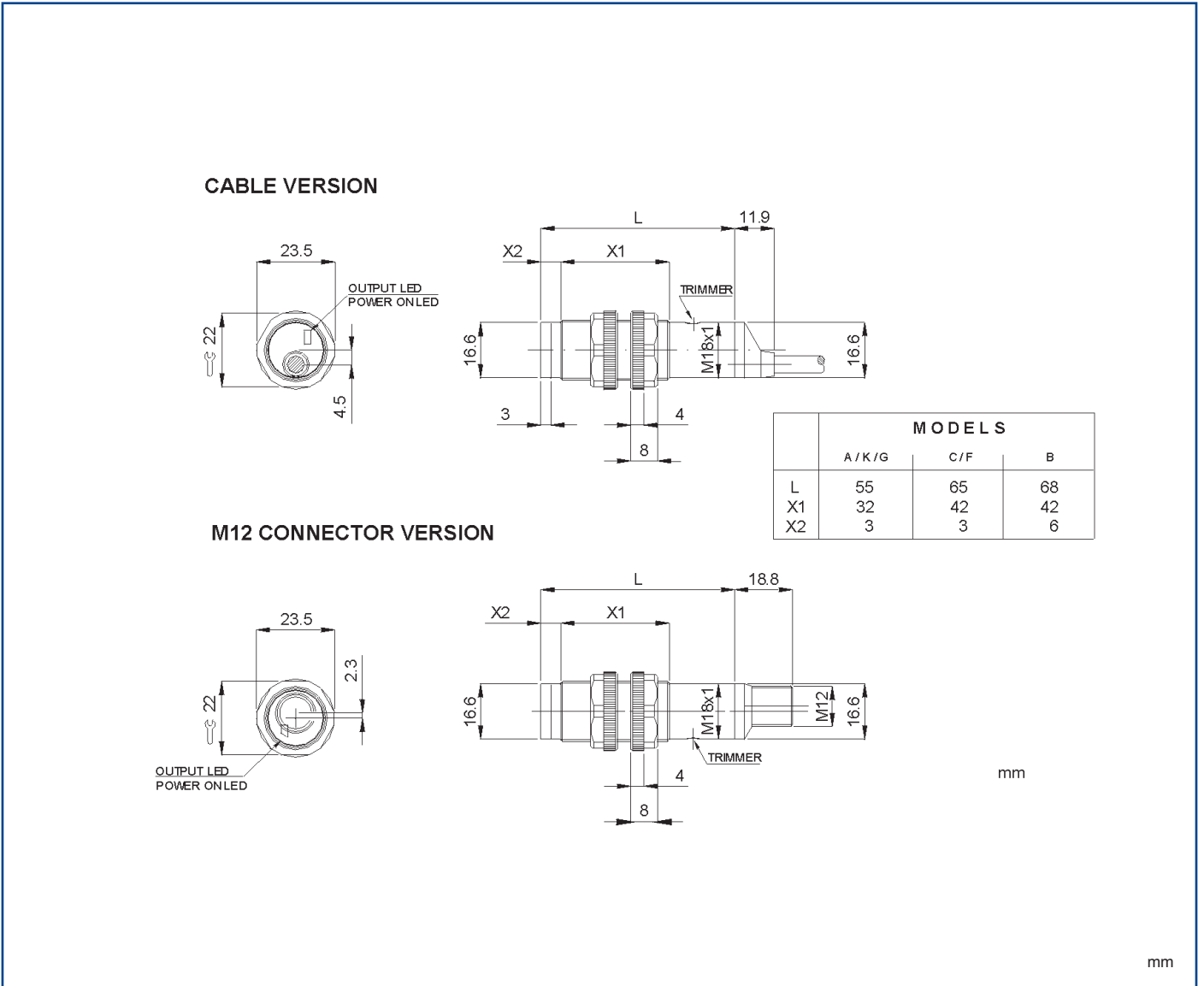
The operating distances indicate the detection distance with excess gain 2.

The detection diagrams indicate the typical operating distance with excess gain 1.

CONNECTIONS



DIMENSIONS





MODELS

MODEL	FUNCTION	CONNECTION	OUTPUT	CODE N°
S12M-5-K-92	diffuse proximity	M12 connector	PNP-light	952401000
S12M-5-C-92	diffuse proximity	M12 connector	PNP-light	952401010
S12M-5-B-82	polarised retroreflex	M12 connector	PNP-dark	952401020
S12M-5-F-32	receiver	M12 connector	PNP-dark/light	952401030
S12M-5-G-02	emitter	M12 connector	-	952401040

ACCESSORIES

Please refer to **Sensor Accessories**

Distributed by:

HEADQUARTERS

DATASENSOR SpA

via Lavino, 265 - 40050 Monte San Pietro, BO - Italy

Tel. +39 051/6765611 • Fax +39 051/6759324

www.datasensor.com • e-mail info@datasensor.com

Datasensor SpA endeavours to continuously improve and renew its products; for this reason the technical data and contents of this catalogue may undergo variations without prior notice. For correct installation and use Datasensor SpA can guarantee only the data indicated in the instruction manual supplied with the products.