

Accessories



A wide range of accessories is available from SATO, to ensure your printer performance matches your individual needs.

Rewinder R400 and R610

Requiring large volumes of labels or pre-printed labels, which are not to be directly applied? Rewind the labels on to a core, ready for later application, using the SATO range of rewinders :

Technical Data R400

Rewind speed control:	Tension lever, with variable resistor and microswitch (Print Speed pre-selection 150 mm and 250 mm)
Power connection:	Via external printer connector
Power consumption:	24V DC/500mA. 220V AC Adapter (optional) available
Colour:	Dark grey
Rewind capacity:	Max. Label width 130 mm Max. Ø 200 mm
Optional rewind core diameters:	25 mm Ø 40 mm Ø
Optional rewind core Adapter:	50 - 75 mm

Technical Data R610




Rewind speed control:	Tension lever, with micro switch (Print Speed pre-selection 125 mm and 200 mm)
Power connection:	Via external printer connector
Power consumption:	24V DC/500mA. 220V AC Adapter (optional) available
Colour:	Dark grey
Rewind capacity on a Ø 76 mm core:	Max. Label width 180 mm Max. Ø 250 mm

Small Rewinder R200

The small rewinder, with its very own power supply, is a smart solution for your label production. The universally compatible rewinder is particularly suitable for the CX Series and the CT 400 Series.

Technical Data R200

Length:	180 mm
Width:	200 mm
Height:	150 mm
Core:	25,4 mm
Label Guides:	100 mm
Label Width:	120 mm
Tension:	15 Ncm
Stopping Momentum:	5 Ncm
Speed:	110 mm/s
Power:	9V / 4,5W
Power Supply:	9V= / 500 mA



Accessories

Label Offwinder

Meeting the demand for larger label rolls, an offwinder is available from SATO exclusive to the CT 400 Series. Including a stable frame, to which the printer can be securely mounted, the offwinder is the ideal solution for label rolls of up to 400mm.




Stand-alone Label Dispenser D400

Especially for pre-printed labels, SATO offers a stand-alone Label Dispenser D400. Removing the label from the backing paper, the label then simply has to be applied.

Technical Data D400

Voltage Supply:	AC Adaptor 230V AC - 24 V DC/500mA.
Power:	Stepper Motor
Weight:	5.6kg
Dimensions:	260 mm (L), 210 mm (W), 230 mm (H)
Media:	Label roll with 40 mm and 76 mm core. Outer diameter 200 mm
Width:	Minimum width: 20 mm, Maximum width: 130 mm.
Length:	Minimum length: 25 mm, Maximum length: 220 mm.
Interface:	Digital for automatic connection
Adjustments:	Sensor for I Mark and GAP labels. Offset of +30 mm/-5 mm Switch for GAP or I Mark Power Switch Height adjustable Dispense Bar



Cleaning Kit

It is only natural through usage that dust, dirt and grime gather on the print head, which if not removed can lead to reduced print quality, and a shorter life span for the printhead. To avoid this, it is essential that printers are cleaned regularly. The Cleaning Kits from SATO Europe are easy to use and are available with instructions in 18 European languages!

The SATO Cleaning Kit comprises of the following :

Carry Case, Thermal Printhead and Platen Cleaner, Lapping Sheets, Swabs and Towels



Carry Case

Suitable for many of SATO's printer range, a Carry Case is available, ideal for transporting your printer. The Carry Case is padded to protect your SATO printer from any knocks and scratches and has been especially designed to endure the heavy weight.

The Carry Case is suitable for the CL400e Series, RFID printer, M84 Pro Series and the M5900Rve, and the DR 300.



Battery Pack

The Battery Pack was developed especially for the CX Series, to enable this compact printer to function truly independently. The Battery Pack's dimensions match that of the CX Series' footprint, meaning it can be positioned neatly under the printer without wasting valuable space.

Power Durability: 3500 x 3 mm x 4 mm labels printed using battery pack in 5.5 hours,
Smaller labels 8 hours



Smart Keyboard

The clever and compact SATO Smart Keyboard enables you to use your label printer independent from computers or networks. Either produce your labels direct, with the Smart Keyboard, or even easier, save your labels designed in SATO Dynamic Aviator or Dynamic Publisher direct in the memory of the keyboard, using the Downloader tool. The intelligent SATO Smart Keyboard is the perfect answer for real stand-alone label production.

Display Unit:	Designed to work with all SATO printers
Keyboard:	68 keys
LCD Display:	20 characters x 2 lines LCD
Serial Interface:	COM 1: 9 pins, baud rate 9600 ~ 57600, male D-SUB with cable. COM 2: 9 pins, baud rate 9600 ~ 57600, female D-SUB.
Memory:	1 MB Flash ROM & 256K SRAM
Firmware:	Built-in BASIC-like language interpreter € currency logo and 6-digit floating calculation included.
Others:	Real-time-clock included.
Power:	5V/DC, 250mA supplied by the RS232 printer Interface (included in the Smart Keyboard Kit)
System Requirement:	SATO Aviator label software (for Download Tool), Windows 9x, ME, 2000, NT, RS232 interface
Country Character Sticker:	UK, Danish/Norwegian, Swedish/Finnish, German, French, Italian, Spanish, Brazilian/Portuguese, Belgian, Hungarian/Slovakian/Yugoslavian/Polish, Swiss, Canadian-French, Spanish (Latin-American), Dutch



SATO makes no guarantee that the above features are available in all models, and specifications are liable to change, without notice. Version 04/03. N. 0862.